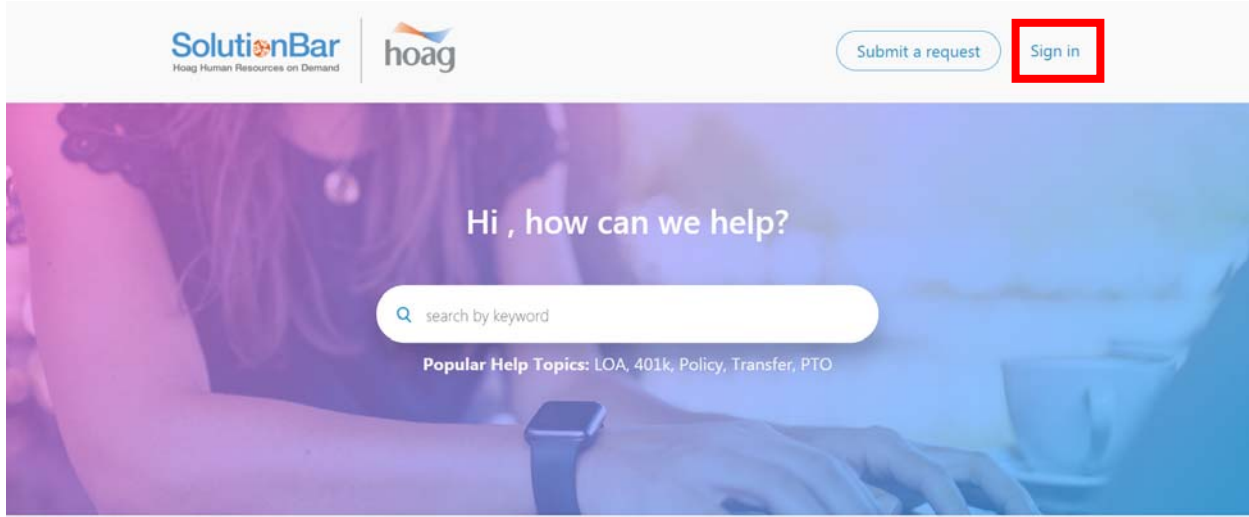
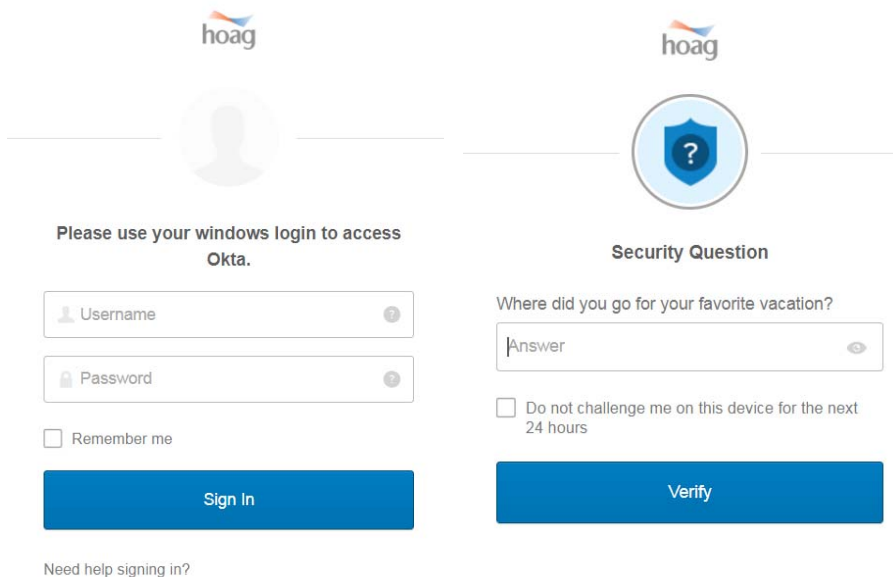


How to log into Solution Bar

- Visit Solutionbar.hoag.org
 - Most compatible with Chrome
- Click on **Sign In** (*If you don't sign in, you will not have access to all content*)



- Sign in using your Hoag credentials (Single sign-on) and answer your security question
 - *Remember - It's accessible anywhere!*
 - *If you have any issues with Okta, please contact the IT service desk at Ext. 48600*



The screenshot shows two side-by-side login screens. The left screen is for the main login, featuring the hoag logo at the top, a user icon, and the text "Please use your windows login to access Okta.". It has input fields for "Username" and "Password", a "Remember me" checkbox, and a blue "Sign In" button. The right screen is for the security question, featuring the hoag logo at the top, a shield icon with a question mark, and the text "Security Question". It has a question "Where did you go for your favorite vacation?", an "Answer" input field, a "Do not challenge me on this device for the next 24 hours" checkbox, and a blue "Verify" button. At the bottom left, there is a link "Need help signing in?".

How to Search Content

search by keyword

Popular Help Topics: LOA, 401k, Policy, Transfer, PTO

Badges
Need a badge?

Benefits

Compensation

Employment

Employee Health (EHS)

Learning and HR Systems

New Orier

Benefits

Enroll or Change My Benefits

- 2019 Benefits Overview
- New Hire Enrollment
- Life Changing Event

view all

Leave of Absence (LOA)

- York - Portal Registration Instructions
- LOA General Information
- Employee LOA Process

view all

How to Submit a Ticket

- You can email HR@hoag.org or call 949-764-5862 or submit a ticket through Solution Bar:
 - Click on [Submit a request](#) in the upper right corner and submit your question

Submit a request

Your email address *

Subject *

Description *

Please enter the details of your request. A member of our support staff will respond as soon as possible.

Attachments

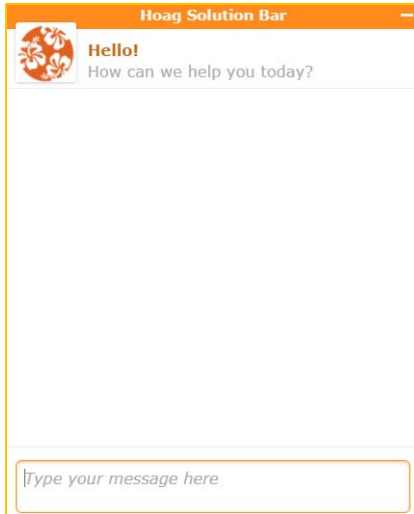
Add file or drop files here

Submit

protected by reCAPTCHA
Privacy Terms

How to Chat with Us

- Click on  in the bottom right corner



You will only be able to click on live chat when there's an available agent